

Lot Certificate of Analysis

Protein Name: A/Switzerland/9715293/2013 rHA

Catalog Number: H3-7890

General Information: 6X-His Hemagglutinin Trimer; Expressed in HEK Expi293; Purified by IMAC; Suspended in Phosphate Buffered Saline with 0.1% Azide

Quantity: 100 µg

Buffer: **PBSA:**
Potassium Dihydrogen Phosphate 0.144g/L, Sodium Chloride 9g/L,
Disodium Phosphate 0.795g/L; 0.1% Azide; pH 7.3-7.5

MW: ~270 kDa (native trimer)
~80-90 kDa (monomer) (SDS-PAGE)

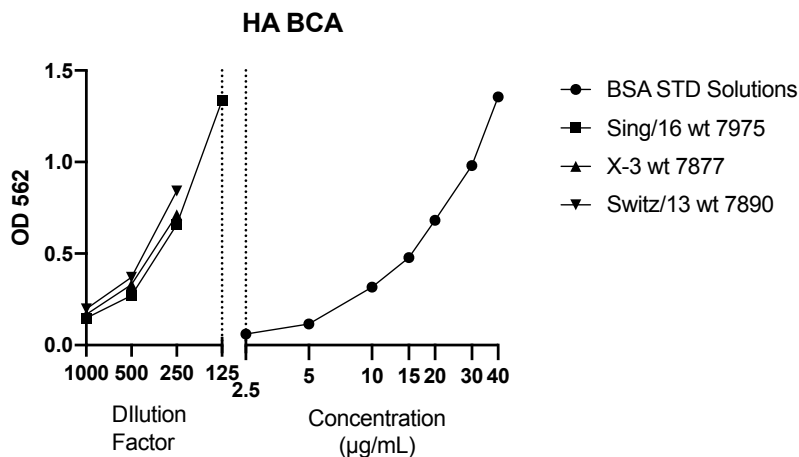
Purity: ≥95%

Stability: At least 1 year at -80°C

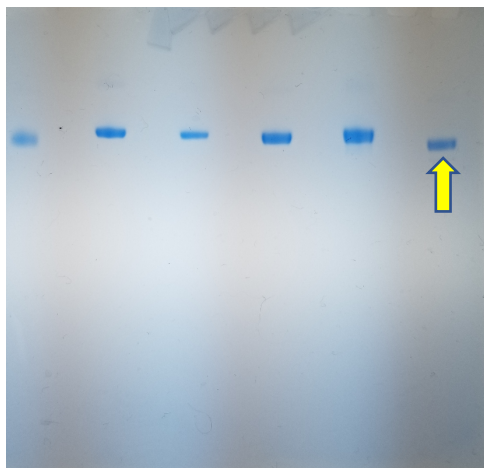
Storage: -80°C; Avoid Freeze/Thaw Cycles

Sequence: **EPI2318652**
MKTIIALS YILCLVFAQKLP GNDNSTALCLLGHHAVPNGTIVKTITNDRIEVTNATELVQNSSIGEI
CDSPHQILDGENCTLIDALLGDPQCDGFQNKKWDLFVERSKAYSNCYPYDVPDYASLRSLVASS
GTLEFNNE SFNWAGVTQNGTSSSCRRGSNSSFFSRLNWLTHLNSKYPALNVTMPNNEQFDKLY
IWGVHHPVTDKQIFLYAQSSGRITVSTKRSQQAVIPNIGSRPRIRDIPSRSIYWTIVKPGDILLIN
STGNLIAPRGYFKIRSGKSSIMRSDAPIGKCKSECITPNGSIPNDKPFQNVNRITYGACPRYVKQST
LKLATGMRNVPERQTRGIFGAIAGFIENGWEGMVDGWYGFRRHQNSEGRGQAADLKSTQAAI
DQINGKLNRLIGKTNEKFHQIEKFSEVEGRIQDLEKYVEDTKIDLWSYNAELLVALENQHTIDLT
DSEMKNLFEKTKKQLRENAEDMGNGCFKIYHKCDNACIGSIRNGTYDHDVYRDEALNNRFQIK
GVELKSGYKDWILWISFAISCFLLCVALLGFIMWACQKGNIRCNICI

BCA Curve with Plotted Points:

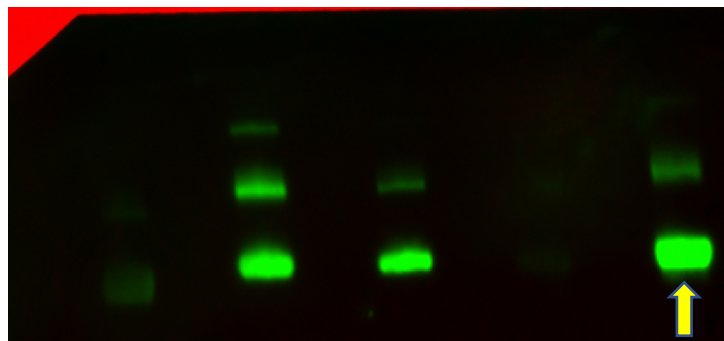


Coomassie Gel with BSA Standard:



- Lane 1: Ladder
- Lane 2: H1 + CA/09 wt H1N1 STD 1µg
- Lane 3: Blank
- Lane 4: H3 + Sing/16 wt H3N2 STD
- Lane 5: Blank
- Lane 6: Sing/16 wt 7975 H3-7975-004 1µg
- Lane 7: Blank
- Lane 8: X-3 wt 7877 H1-7877-003 1µg
- Lane 9: Blank
- Lane 10: Switz/13 wt H3-7890-005 1µg

Western Blot with HA Standard:



- Lane 1: Ladder
- Lane 2: H1 + CA/09 wt H1N1 STD 1µg
- Lane 3: Blank
- Lane 4: H3 + Sing/16 wt H3N2 STD
- Lane 5: Blank
- Lane 6: Sing/16 wt 7975 H3-7975-004 1µg
- Lane 7: Blank
- Lane 8: X-3 wt 7877 H1-7877-003 1µg
- Lane 9: Blank
- Lane 10: Switz/13 wt H3-7890-005 1µg