

Lot Certificate of Analysis

Protein Name: A/Texas/50/2012 rHA H3

Catalog Number: H3-7872

General Information: 6X-His Hemagglutinin Trimer; Expressed in HEK Expi293; Purified by IMAC; Suspended in Phosphate Buffered Saline with 0.1% Azide

Quantity: 100 µg

Buffer: **PBSA:**
Potassium Dihydrogen Phosphate 0.144g/L, Sodium Chloride 9g/L,
Disodium Phosphate 0.795g/L; 0.1% Azide; pH 7.3-7.5

MW: ~270 kDa (native trimer)
~80-90 kDa (monomer) (SDS-PAGE)

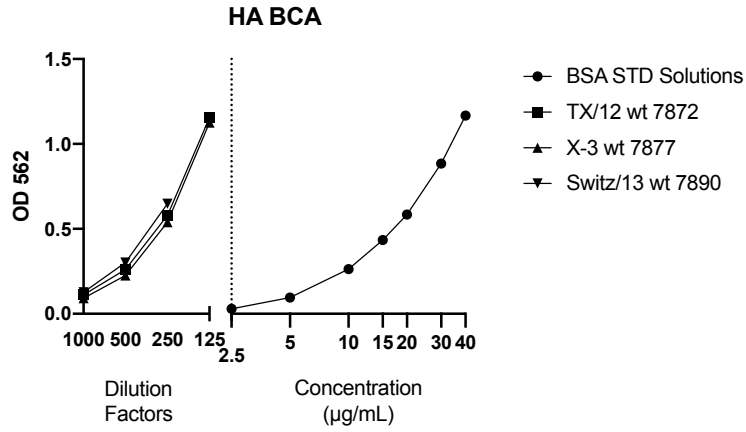
Purity: ≥95%

Stability: At least 1 year at -80°C


Storage: -80°C; Avoid Freeze/Thaw Cycles

Sequence: EPI377499
MKTIIALSYILCLVFAQKLPGNDNSTATLCLGHHAVPNGTIVKTTNDRIEVTNATELVQNSSIGEI
CDSPHQILDGENCTLIDALLGDPQCDGFQNKKWDLFVERSKAYSNCYPYDVPDYASLRSLVASS
GTLEFNNEFSNWNGVTQNGTSSACIRRSNNSFFSRLNWLTHLNFKYPALNVTMPNNEQFDKLY
IWGVHHPGTDKDKQIFLYAQPSGRITVSTKRSQQAVIPNIGSRPRIRNIPSRISYWTIVKPGDILLIN
STGNLIAPRGYFKIRSGKSSIMRSDAPIGKCKSECITPNGSIPNDKPFQNVNRITYGACPRYVKQST
LKLATGMRNVPEKQTRGIFGAIAGFIENGWEGMVDGWYGFRHQNSEGRGQAADLKSTQAAI
DQINGKLNRLIGKTNEKFHQIEKEFSEVEGRIQDLEKYVEDTKIDLWSYNAELLVALENQHTIDLT
DSEMKNLFEKTKKQLRENAEDMGNGCFKIYHKCDNACIGSIRNGTYDHDVYRDEALNNRFQIK
GVELKSGYKDWILWISFAISCFLLCVALLGFIMWACQKGNIRCNICI

BCA Curve with Plotted Points:

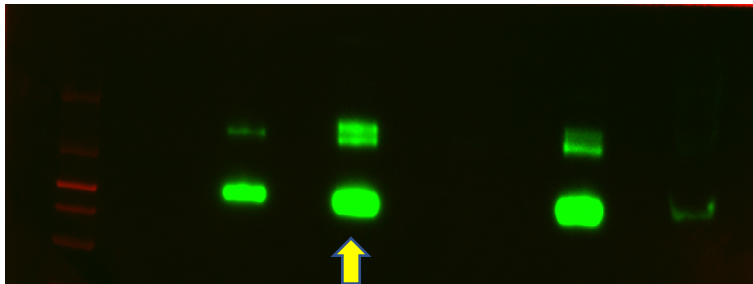


Coomassie Gel:



- Lane 1: Ladder
- Lane 2: TX/12 wt 7872 H3-7872-001
- Lane 3: X-2 wt 7877 H1-7877-002
- Lane 4: Switz/13 wt 7890 H3-7890-003

Western Blot with HA Standard:



- Lane 1: Ladder
- Lane 2: H1 + CA/09 wt H1N1 STD 1µg
- Lane 3: Blank
- Lane 4: H3 + Sing/16 wt H3N2 STD
- Lane 5: Blank
- Lane 6: TX/12 wt 7871 H3-7872-001 1µg
- Lane 7: Blank
- Lane 8: X-3 wt 7877 H1-7877-002 1µg
- Lane 9: Blank
- Lane 10: Switz/13 wt 7890 H3-7890-003 1µg
- Lane 11: Blank
- Lane 12: Switz/13 wt bioreactor